



User Manual



FOLDABLE CAMPING LAMP



Explanation of symbols

IP44

The product is protected against penetrating foreign objects with a diameter of ≥ 1 mm and it is splashproof from all directions.



Products marked with this symbol correspond to protection class III.



Universal Serial Bus (USB)

Safety

The following signal words are used in this user manual.

WARNING!

This signal symbol/word denotes a hazard with an average risk level that could lead to death or severe injury if it is not avoided.

CAUTION!

This signal symbol/word denotes a hazard with a low risk level that could lead to mild or moderate injury if it is not avoided.

NOTE!

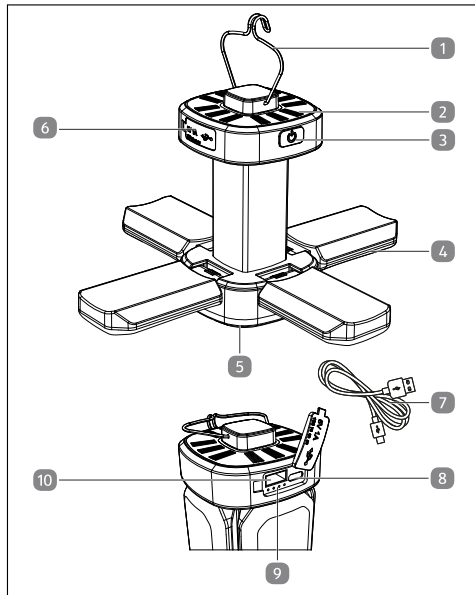
This signal word provides a warning about potential material damage.

Safety notes

WARNING!

Danger to children and persons with reduced physical, sensory or mental abilities (e.g. partially disabled, elderly people with reduced physical and mental abilities) or lack of experience and knowledge (e.g. older children).

- This product can be used by children aged from 8 years and above and persons with reduced physical, sensory or mental capabilities, or lack of experience and knowledge if they have been given supervision or instruction concerning use of the product in a safe way and understand the hazards involved.
- Children may not play with the product.
- Children must not clean or service the device unsupervised.



Safety

- Keep children under 8 away from the product and the power cable.
- Do not leave the product unattended when in use.

WARNING!

Risk of electric shock!

Faulty electric installation or excess voltage can cause an electric shock.

- Only connect the power cable if the voltage of the voltage source matches the information shown on the rating plate.
- The product must only be operated with extra low voltage (in line with the class III marking on the product).

CAUTION!

Danger of burns!

Parts of the product become hot during use. Illuminants become hot and very bright.

- Do not look directly into the light of the LEDs.
- Make sure not to shine the light into the eyes of persons or animals when checking or commissioning the product.
- Do not look at the LEDs with an optical instrument while the product is in operation.

CAUTION!

Risk of injury!

- The product must not be modified or technically altered.
- Use parts and components intended by the manufacturer only.
- Do not continue to operate this product as soon as you notice any damage.

Package contents/device components

Package contents/device components

- 1 Hook
 - 2 Solar panel
 - 3 ON/OFF switch
 - 4 Side light
 - 5 Main light
 - 6 USB socket cover
 - 7 USB charging cable
 - 8 USB charge socket
 - 9 Battery charging status indicator
 - 10 Power bank USB socket output
- User manual and warranty card (not shown)

General information

General information

Reading and storing the user manual



This user manual is a part of the foldable camping lamp (hereinafter called "product"). It contains important information on how to set up and use the device.

Read the user manual carefully, in particular the safety instructions, before using the product. Failure to follow this user manual may lead to severe injuries or product damage.

This user manual is based on the standards and regulations that are valid within the European Union. Outside the EU, please also note the country-specific directives and laws.

Keep this user manual for future reference. If you pass this product on to a third party, you must also supply this user manual.

You can also obtain these operating instructions from our website <https://www.wachsmuth-krogmann.com>

Proper use

This product is intended as a mobile indoor and outdoor light source, can be charged using sunlight and serves as a power bank.

The product is intended for private use only and is not suitable for commercial use. Use the product only as described in this operating manual. Any other use is improper and may lead to product damage or even personal injury. This product is not a toy. The manufacturer or retailer assumes no liability for damage caused by improper or incorrect use.

Explanation of symbols

The following symbols are used in this user manual, on the product or on the packaging.



This symbol provides you with useful additional information on handling and use.



Declaration of conformity (see chapter "Declaration of conformity"): Products marked with this symbol meet all the applicable Community regulations of the European Economic Area.

Safety

- Exclusively have repairs carried out by the manufacturer, its service centre or a qualified electrician.

Safety notes for batteries

CAUTION!

Risk of explosion!

- Never short-circuit the battery.
- Never open the battery.
- Do not throw the battery into a fire.
- Only charge the product via the supplied USB cable on a suitable USB charger or via the USB port on a computer.
- Charge the battery at room temperature.

CAUTION!

Risk of chemical burns!

- Never open the battery.
- If battery fluid leaks out, avoid contact with the skin, eyes and mucus membranes. Rinse the affected region immediately with plenty of clear water and contact a physician immediately.
- Wear protective gloves in case of a leaky battery.



If the battery is defective, the complete product must be disposed of correctly.

Before first use

Before first use

Check the product and scope of delivery

NOTE!

Risk of damage!

If opening the packaging with a sharp knife or other pointed object, be careful to avoid damaging the product's surface.

- Proceed carefully with opening the packaging.

1. Take the product out of the packaging.
2. Check that the delivery is complete (see chapter "Package contents/device components").
3. Inspect the product and individual parts for damage. Do not operate a damaged product, instead, contact the manufacturer via the service center listed on the warranty card.

Charging for the first time

Proceed as described in the Operation section and fully charge the product battery before its first use.

Operation

Switching the light on/off and changing the mode

Press the ON/OFF switch as follows:

- Press 1 x: bright side light
- Press 2 x: dim side light
- Press 3 x: bright main light
- Press 4 x: dim main light
- Press 5 x: bright side light and main light
- Press 6 x: SOS function
- Press 7 x: off

Charging the battery by USB



Charge the battery for a minimum of 2 hours at the latest every 4 months to maintain the battery capacity.

If the battery capacity drops below 25 %, only one LED of the battery charging status indicator will light up and it will be time to charge the battery.

Operation

The product cannot be switched on during charging and thus continuous operation is not possible.

- Open the cover of the USB socket **6**.
- Connect the USB charging cable **7** to the USB charge socket **8**.
- Connect the other end of the USB charging cable to an outlet using a suitable USB adapter (not included in the package contents).

The technical data of the mains adapter must match the technical data of the product!

*The battery charging status indicator **9** flashes while the battery is charging. All 4 LEDs light up blue as soon as the battery is fully charged.*

It takes around 10.5 hours for the battery to be fully charged.

- Disconnect the USB charging cable **7** from the charge socket **8** as soon as the battery is charged.
- Close the USB socket using the cover **6**.

The battery is charged.

Charging the battery with the solar panel

- Switch off the product.
- Position the product in a location exposed to sunlight.

The battery is charged by sunlight.

Checking the battery charging status

The battery charging status indicator **9** indicates the battery capacity.

- 1 LED: 25 %
- 2 LED: 50 %
- 3 LED: 75 %
- 4 LED: 100 %

Hanging up the product

Use the product's hook **1** to hang it in a suitable place (protected from heat and humidity, etc.).

Power bank function

Use or charge suitable devices using the product's battery.

- Open the cover of the USB socket **6**.
- Use the USB charging cable **7** to connect the device to the power bank USB socket **10**.

The connected device is supplied with power.

Operation

- Disconnect the USB charging cable **7** from the power bank USB socket **10** as soon as you are no longer using the product as a power bank.
- Close the USB socket using the cover **6**.

You have used the product as a power bank.

Cleaning

NOTE!

Risk of short circuit!

If water or other liquids enter the housing, they can cause a short circuit.

- Do not immerse the product in water or other liquids.
- Make sure that no water or other liquid gets inside the housing.

NOTE!

Risk of damage!

Improper handling of the product can damage the product.

- Do not use any aggressive cleaners, sharp or metal cleaning utensils such as knives, hard scrapers or similar items. These could damage the surfaces.
- Never wash the product in the dishwasher. This would destroy it.

- Close all sockets using the intended covers before cleaning. Water must not penetrate the sockets. Moisture may short-circuit and destroy the battery.
- Allow the product to cool down completely.
- Wipe the product with a slightly damp cloth. Then allow all parts to dry completely.

The product is clean.

Technical data

Technical data

Model:	W55
Item number:	846131
Illuminant:	max. 6.5 W (75 LEDs)
Colour temperature:	6500 K – 7500 K
Battery type:	3.7 V \approx ; Li-Ion; 2200 mAh (x 2)
Operating voltage/current:	5.0 V \approx ; 1.0 A
Output voltage/current (power bank):	5.0 V \approx ; 1.0 A
Solar panel:	5 V, 60 mAh, monocrystalline
Risk group (as per EN 62471:2008):	1
Protection class:	III
IP rating:	IP44

- The light source and battery of this light are not replaceable.


When the light has reached the end of its service life, the light must be disposed of.

Declaration of conformity

CE The EU declaration of conformity can be requested from the address given on the enclosed warranty card.


Disposal

Disposing of packaging

 Dispose of packaging according to type. Sort the paperboard and cardboard as waste paper and the film as recyclable material.

Dispose of old electrical device

Applicable in the European Union and other European countries with systems for separate collections of recyclable waste.

 The symbol with the crossed-out waste container means that electric and electronic devices must not be disposed of in the household waste. Consumers are obligated by law to dispose of obsolete electric and electronic devices separately from unsorted household waste. This ensures environmentally friendly and resource-saving recycling.

Batteries and rechargeable batteries that are not permanently installed in electric or electronic devices and can be removed without destruction must be separated from such devices before disposal at a designated site and disposed of properly. The same applies to illuminants that can be removed from the device without destroying it.


Disposal

Electric and electronic devices from private households can be dropped off at the collection points of the public waste disposal companies or at the collection points established by the manufacturers or distributors. The return of obsolete devices is free of charge.

This free take-back obligation applies for store purchases and deliveries to your home address. The place of performance of the take-back obligation is the same as the place of performance of the delivery. Transport costs may not be charged for devices that are taken back.

Generally, distributors are obligated to ensure the free-of-charge take-back of obsolete devices by means of suitable take-back sites at a reasonable distance.

Consumers have the possibility to return obsolete devices free of charge to a distributor obligated to take back such devices if they purchase a new device of equal value with essentially the same functions. This option also applies for home deliveries. In the case of distance selling, the option to have obsolete devices collected free of charge is limited to heat exchangers, monitors and large devices with at least one outer edge longer than 50 cm when purchasing a new device. The distributor has to ask the consumer whether they want to return an obsolete device at the time the sales contract is concluded. Apart from this, consumers can drop off up to three obsolete devices of the same device type at a supplier collection point free of charge without having to purchase a new device. However, the edge lengths of the respective devices must not exceed 25 cm.

 The symbol opposite means that batteries and accumulators must not be disposed of with household waste. Consumers are legally obliged to dispose of batteries and rechargeable batteries separately.

Batteries and rechargeable batteries can be returned free of charge to a collection point in your municipality/borough or to a retailer so that they can be disposed of in an environmentally friendly manner and valuable raw materials can be recovered. Improper disposal can result in toxic substances being released into the environment, which can have harmful effects on humans, animals and plants.


Batteries and rechargeable batteries contained in electrical appliances must be disposed of separately if possible. Only dispose of batteries and rechargeable batteries when they are discharged.

If possible, use rechargeable batteries instead of disposable batteries.

Before disposing of lithium-containing batteries and rechargeable batteries, tape off the terminals to prevent an external short circuit. A short circuit can lead to a fire or explosion.


Batteries with increased pollutant content are also marked with the following symbols: Cd = Cadmium, Hg = Mercury, Pb = Lead, Li = Lithium

Disposal



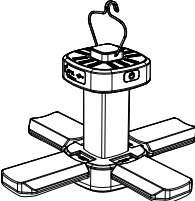
This product contains batteries that cannot be replaced. Please visit www.wachsmuth-krogmann.com online for battery removal instructions for disposal companies.

WARRANTY CARD





FOLDABLE CAMPING LAMP

Please contact our **AFTER SALES SUPPORT** by phone or e-mail before sending in the device. This allows us to provide support in the event of possible operator errors.



MODEL: W55

AFTER SALES SUPPORT
 01909 517672 (GB) | 012 475 437 (IE)
 aldi@0800repair.com

PRODUCT CODE
846131

SERVICE CENTER
JTM Contracts
1, Monument Park
Pattinson Industrial Estate
Washington
Tyne & Wear
NE38 8QU, UNITED KINGDOM


Description of malfunction:

Your details:

Date and location of purchase: _____

Name: _____

Address: _____

E-Mail: _____ 

Warranty conditions

GB

IE

Dear Customer,

The **ALDI** warranty offers you extensive benefits:

Warranty period:

3 years from date of purchase.
6 months for wear parts and consumables under normal and proper conditions of use (e.g. rechargeable batteries).

Costs:

No transport costs

Hotline:

01909 517672 (GB) / 012 475 437 (IE) (The cost of calls from your landline and mobile may vary depending upon your service provider)

Phone lines available:

Monday to Friday, 9 am–8 pm
Saturday to Sunday, 10 am–4 pm

Please contact our **AFTER SALES SUPPORT** by phone or e-mail before sending in the device. This allows us to provide support in the event of possible operator errors.

In order to make a claim under the warranty, please send us:


- The faulty item together with the original purchase receipt and the completed warranty card
- The product with all components included in the packaging

The warranty does not cover damage caused by:

- Accident or unanticipated events (e.g. lightning, water, fire)
- Improper use or transport
- Disregard of the safety and maintenance instructions
- Other improper treatment or modification of the product

After the expiry of the warranty period, you still have the possibility to have your product repaired at your own expense. If the repair or the estimate of costs is not free of charge you will be informed accordingly in advance.

This warranty does not affect your statutory rights. In the event that a product is received for repair, neither the service company nor the seller will assume any liability for data or settings possibly stored on the product by the customer.



Great care has gone into the manufacture of this product and it should therefore provide you with years of good service when used properly. In the event of product failure within its intended use over the course of the first 3 years after date of purchase, we will remedy the problem as quickly as possible once it has been brought to our attention. In the unlikely event of such an occurrence, or if you require any information about the product, please contact us via our helpline support services, details of which are to be found both in this manual and on the product itself.




GB

IE

PRODUCED IN CHINA FOR:
ALDI STORES LTD. PO BOX 26, ATHERSTONE
WARWICKSHIRE, CV9 2SH

ALDI STORES (IRELAND) LTD.
PO BOX 726, NAAS, CO. KILDARE
Visit us at www.aldi.com

AFTER SALES SUPPORT

   01909 517672
aldi@0800repair.com

MODEL: W55

06/2025

3

YEAR

WARRANTY